

## PSHE - Fire Safety

- Talk to your family about fire safety.
- Write a fire safety checklist for your home.



## Art - Painting


Paint a colourful picture of the Great Fire of London. Think about:

- Red, orange and yellow flames
- Dark smoke in the sky
- The River Thames
- People running from the fire



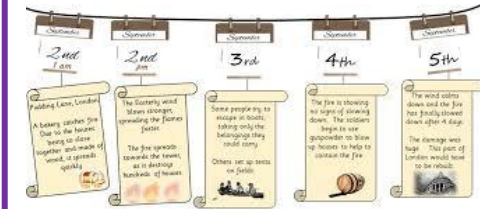
## English - Diary Entry

Imagine you are Samuel Pepys. Write a diary entry for 2<sup>nd</sup> September 1666. Think about: how you felt when you saw the flames as well as what you could see, hear and smell. What did you decide to do?



## History - Timeline

Create a timeline of the Great Fire.



## Maths

The fire destroyed 13,000 houses. Try these:

- If 1 street had 10 houses and 100 streets burned, how many is that?
- The fire started at 1am. How many hours until midday?
- Make up your own Great Fire maths problem.



## Year 2 - Autumn 2026

### Fire! Fire!

## Home Learning Tasks

This term we are learning about The Great Fire of London. Your child can choose some of these activities at home to deepen their understanding. They can present their work as drawings, writing, photos, models, videos or as a scrapbook.

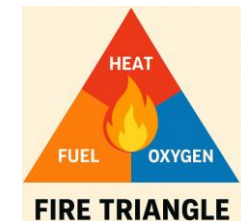
## Great Fire of London



## Science - Fire Triangle

Find out about the fire triangle - the 3 things fire needs in order to burn.

Draw and label it.



## Geography - Map

Draw a simple map of London in 1666. Label:


- St. Paul's Cathedral
- The River Thames
- Pudding Lane
- London Bridge



## Music - Sound story

Create a sound story about the Great Fire. Use objects at home and make sounds for:

- Fire crackling/roaring
- People shouting
- Buildings crashing down
- Rain finally falling.



## English - Fact Sheet

Research the Great Fire and write a fact sheet about it. Think about:

- What the houses were like
- How long did it last?
- What did people do/how did they escape?
- What happened after the fire?

## DT - Baking

- Make Pudding Lane biscuits.

